

scully



Innovative Delivery Efficiency Equipment Truck, Tank & Unifil® Systems Catalog



www.scully.com

Scully Delivery Efficiency Equipment

Complete System Catalog

Nozzles & Accessories

Pages 1 - 5



Ventafil®

Page 6



Sculmatic® Vehicle Pumping System

Pages 7 & 8



Tank Fill Signals & Accessories

Pages 9 & 10



Tank Gauges & Water Detectors

Pages 11 - 13



Unifil® System & Accessories

Pages 14 - 17



Over 80 Years of Safe, Innovative Oil Delivery Systems

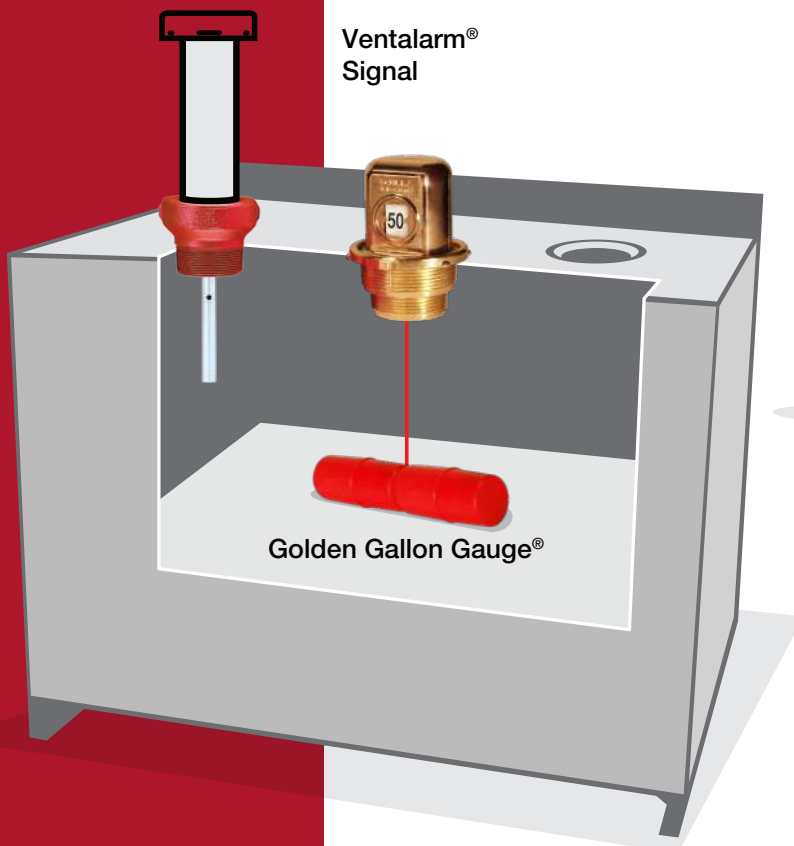




Super Nozzle with Spout
or TightFill Connector
& TightFill Swivel



Ventalarm®
Signal



Golden Gallon Gauge®

**Lube Oil Delivery
& Tank Equipment**

For More Information and 24 Hour Technical Assistance,
Call Scully Signal Company at 1-800-2SCULLY (1-800-272-8559)

Scully Truck Equipment- Nozzles & Accessories

Sculflow® Nozzles & COM A Hose Swivels

- The leading choice for light product, high volume deliveries.
- Reduced pressure drop allows for faster pumping speeds.
- No nipple required to attach hose with male style swivels.
- Original ball valve design and deadbolt locking handle.
- Prevent closing shock to prolong truck equipment life.
- Feature leak-proof filling and no-drip operation.
- Lightweight aluminum and zinc construction.
- Used for deliveries up to 100 G.P.M.
- Wide variety of liquid product use.
- Advanced ball bearing design allows for easy rotation at all operating pressures.
- Teflon high recovery seal and shielded bearings for optimum field performance.



Materials

- Aluminum body.
- Hard chrome plated brass ball valve.
- Teflon ball seat.
- Delrin ball follower.
- Aluminum and zinc swivel body.
- Teflon swivel seal.
- Viton seals.

Options

- Without swivel.
- Sightglass.
- Special chemicals. Consult Scully for part numbers.

Inlet	Outlet	Part #
1 1/4" Female	UNIFIL Nozzle Connector	05062
1 1/4" Female	1 1/4" Female NPT	05066
1 1/4" Female	1 1/2" Female NPT	05070
1 1/2" Female	UNIFIL Nozzle Connector	05064
1 1/2" Female	1 1/4" Female NPT	05068
1 1/2" Female	1 1/2" Female NPT	05072
1 1/4" Male	UNIFIL Nozzle Connector	05100
1 1/2" Male	UNIFIL Nozzle Connector	05106

Note: 1 1/4" nozzles fit 1 1/4" hoses. 1 1/2" nozzles fit 1 3/8" hoses.

All new Sculflow Nozzles are being shipped with 5PSI anti-drip valve.

Sculflow® Nozzle TightFill Hose Swivels COM-A outlet thread screws directly into the Sculflow Nozzle body only

- Advanced ball bearing design allows for easy rotation at all operating pressures.
- Teflon high recovery seal and shielded bearings for optimum field performance.
- No nipple required to attach hose with male style swivels.
- Lightweight aluminum and zinc construction.
- Wide variety of liquid product use.



05815

1 1/4" Female X COM-A



05816

1 1/2" Female X COM-A



05865

1 1/4" Male X COM-A



05868

1 1/2" Male X COM-A

Scully Truck Equipment- Nozzles & Accessories

Sculflow® Nozzle Outlets



10254
1 1/4" Female X COM-A



10255
1 1/2" Female X COM-A

Sculflow® Nozzle Replacement Parts & Kits (BULK items also sold as 1 each)



04318 (Qty.3)
O-Ring Package
Nozzle Connector



04346
Nozzle Connector



05421
Sight Glass



11265BULK (Qty.5)
11265 (Qty.1)
Outlet O-Ring



11502BULK (Qty.5)
11502-R (Qty.1)
3PSI, Anti-Drip Valve




11503BULK (Qty.5)
11503-R (Qty.1)
5PSI, Anti-Drip Valve



11603BULK (Qty.5)
11603 (Qty.1)
Handle & Latch Assembly Kit

05415 Nozzle Seal Kit



Includes:
Viton O-Rings (6 Sizes),
E-Ring, Self Locking Screw,
Poppet & Shaft, Washers, Seat

11604 Handle Upgrade Kit



Includes:
Control Rod w/Viton O-Ring,
Handle & Latch Assembly Kit,
Viton O-Rings (2 Sizes), Washers,
Control Rod Shim, Screws, Bushing

05416 Nozzle Rebuild Kit



Includes:
Control Rod w/Viton O-Ring, Seat,
Screws, Handle & Latch Assembly Kit,
Viton O-Rings (6 Sizes), Anti-Drip Valve Assembly,
Control Rod Shim, Bushing, Retainer, Ball, Washers

CAUTION:

To ensure safe, spill-free deliveries, Scully recommends the immediate replacement of the entire swivel when it becomes worn or will not rotate smoothly. Swivel Repair/Rebuild Kits are no longer available.

Use only original Scully brand parts, which are sized to fit and designed for specific petro-chemical applications.

Use of non-Scully replacement parts voids warranty and may result in leaks and reduced service life.

Nozzles must be repaired by experienced repair personnel according to specific Scully instructions to ensure proper performance.

Scully Truck Equipment- Nozzles & Accessories

Super Nozzles & COM B Hose Swivels

- The leading choice for heavy product, high volume deliveries.
- Reduced pressure drop allows for faster pumping speeds.
- No nipple required to attach hose with male style swivels.
- Prevents closing shock to prolong truck equipment life.
- Original ball valve design and deadbolt locking handle.
- Feature leak-proof filling and no-drip operation.
- Lightweight aluminum and zinc construction.
- Used for deliveries up to 200 G.P.M.
- Wide variety of liquid product use.
- Advanced ball bearing design allows for easy rotation at all operating pressures.
- Teflon high recovery seal and shielded bearings for optimum field performance.



Materials

- Aluminum body.
- Hard chrome plated brass ball valve.
- Teflon ball seat.
- Delrin ball follower.
- Anodized aluminum swivel body.
- Teflon swivel seal.
- Viton seals.

Options

- Without swivel.
- Sightglass.
- Compatibility with special chemicals. *Consult Scully for part numbers*



05917

1 1/2" Female X 1 1/2" Female NPT



05919

2" Female X 1 1/2" Female NPT



05924

2" Female X 2" Female NPT

Super Nozzle TightFill Hose Swivels *COM-B outlet thread screws directly into the Super Nozzle body only.*

- Advanced ball bearing design allows for easy rotation at all operating pressures.
- Teflon high recovery seal and shielded bearings for optimum field performance.
- No nipple required to attach hose with male style swivels.
- Lightweight aluminum and zinc construction.
- Wide variety of liquid product use.



05824

1 1/2" Female X COM-B



05826

2" Female X COM-B



05862

2" Male X COM-B

Scully Truck Equipment- Nozzles & Accessories

Super Nozzle Outlets



11118
1 1/2" Female X COM-B



11167
2" Female X COM-B



11179
1 1/2" Female X COM-B



11180
2" Female X COM-B

Super Nozzle Non Swiveling Inlets

Super Nozzle Replacement Parts & Kits (BULK items also sold as 1 each)



05420
Sight Glass



11298BULK (Qty.5)
11298 (Qty.1)
Outlet O-Ring



11733BULK (Qty.5)
11733 (Qty.1)
5PSI, Anti-Drip Valve



11603BULK (Qty.5)
11603 (Qty.1)
Handle & Latch Assembly Kit

05933 Nozzle Seal Kit



Includes:
Self Locking Screw,
Viton O-Rings (4 Sizes),
Seat, Retainer, Washers

11604 Handle Upgrade Kit



Includes:
Control Rod w/Viton O-Ring,
Handle & Latch Assembly Kit,
Viton O-Rings (2 Sizes), Washers,
Control Rod Shim, Screws, Bushing

05934 Nozzle Rebuild Kit



Includes:
Control Rod w/Viton O-Ring, Seat,
Screws, Handle & Latch Assembly Kit,
Viton O-Rings (4 Sizes), Anti-Drip Valve Assembly,
Control Rod Shim, Bushing, Retainer, Ball, Washers

CAUTION:

To ensure safe, spill-free deliveries, Scully recommends the immediate replacement of the entire swivel when it becomes worn or will not rotate smoothly. Swivel Repair/Rebuild Kits are no longer available.

Use only original Scully brand parts, which are sized to fit and designed for specific petro-chemical applications.

Use of non-Scully replacement parts voids warranty and may result in leaks and reduced service life.

Nozzles must be repaired by experienced repair personnel according to specific Scully instructions to ensure proper performance.

Generic Nozzle Hose Swivels

- Advanced ball bearing design allows for easy rotation at all operating pressures.
- Teflon high recovery seal and shielded bearings for optimum field performance.
- No nipple required to attach hose with male style swivels.
- Lightweight aluminum and zinc construction.
- Wide variety of liquid product use.

Inlet	Outlet	Part #
1 1/4" Female NPT	1 1/4" Male NPT	05817
1 1/4" Female NPT	1 1/2" Male NPT	05818
1 1/2" Female NPT	1 1/4" Male NPT	05819
1 1/2" Female NPT	1 1/2" Male NPT	05820
1 1/4" Male NPT	1 1/4" Male NPT	05863
1 1/2" Male NPT	1 1/4" Male NPT	05866
1 1/2" Male NPT	1 1/2" Male NPT	05867
2" Female NPT	2" Male NPT	05828
2" Male NPT	2" Male NPT	05874



Spouts

- Exclusive vacuum breaking grooves for easy and leak-free removal after fill operation.
- Made of non-sparking brass and aluminum material.
- Rugged 1/8" wall construction provides durable use.
- Model available for use with Unifil connector nozzles.



04334
8" X 1 1/2",
Fits UNIFIL,
Aluminum



06302
8" X 1 1/2",
1 1/4" NPT,
Brass



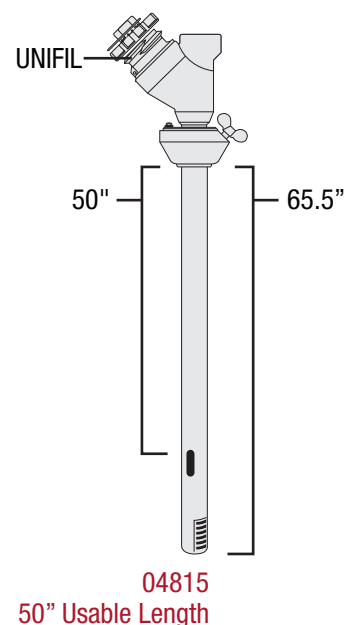
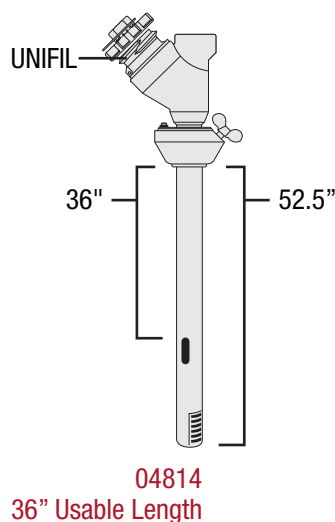
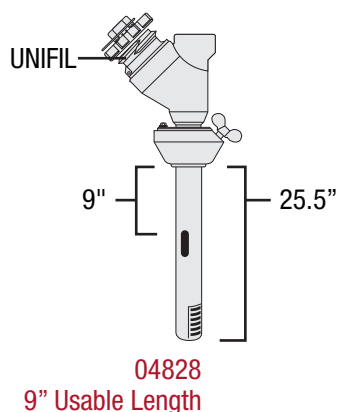
06303
6 1/2" X 1.9",
1 1/2" NPT,
Brass

Scully Truck Equipment- Ventafil®

Ventafil®

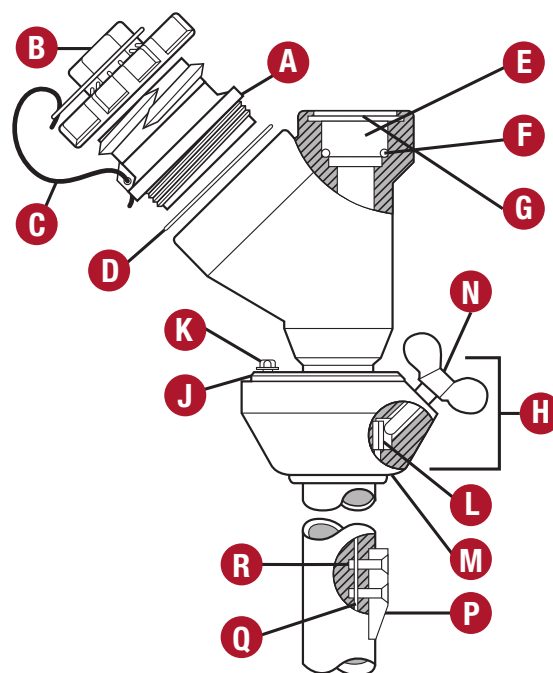
- Built-in, anti-foam vents won't disturb sludge on the tank bottom while allowing for larger drops.
- Three-in-one unit means the driver carries only one piece.
- Prevents spills and allows for product expansion.
- Fills to within 4" of the top of the tank.
- Available in 9", 36" or 50" lengths.
- Fits 1 1/2" and 2" tank openings.

Note: All Ventafil will accept 2" NPT male pipe threaded connections.



Ventafil® Replacement Parts

Description	Part #
(A) UNIFIL 2" Adaptor	04332
UNIFIL 2" Adaptor (S-Cored)	04385
(B) UNIFIL Cap	04316
(C) Cord & Lock Ring	04342
(D) Adaptor Gasket	11042
(E) Whistle	10308
(F) Whistle Gasket	10926
(G) Whistle Retaining Clip	726000001
(H) Adjustable Plug Assembly	10925
(J) Relief Disk	10910
(K) Disk Holding Screw	50120
(L) Bearing Pad	10715
(M) Adjustable Plug Body	10949
(N) Thumb Screw	53100
(P) Stop Pad	11049
(Q) Nutplate	10909
(R) Screws w/ Locking Insert	50426

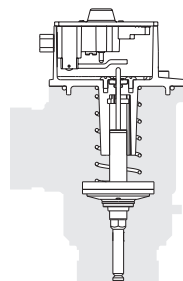




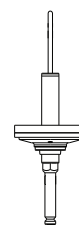
09520-B
MK V Air
Victaulic X Victaulic

Mark V® Flow Switch Angle Check Valve

- Pumping rate is controlled from the nozzle to permit high pumping speeds and delivery control.
- Reduces hose pressure at idled speed and eliminates damaging surge and shock pressures.
- 20 amp normally open electrical switch (electric models only, not for gasoline use)
- Flow control switch and check valve combined in one unit.
- Check valve required by weights and measures.
- Victaulic inlet & outlet for leak free connection.
- Less than 7 P.S.I. pressure drop at 100 G.P.M.
- 3 P.S.I. cracking pressure at zero flow.
- Available with electric or air switch.
- Prevents hose reel movement.
- Viton poppet seal.
- 1/4" gauge port.



09555-B
Switch Housing (Air)



09556-B
Poppet Valve
Assembly & Seal Kit

Sculmatic® Actuators

- Uses the existing truck air system, no additional air line from the flow control to the actuator required.
- Stainless steel cable and flexible rubber outer case for easy movement and non-rusting operation.
- 1" and 3" stroke models with high pulling power.

Description	Part #
12 Volt Electric/Air Throttle Actuators 3" Max Stroke	06865
Kit includes 29" long cable, all attachment parts, fuse, air loss protection valve, wire and fittings.	



Description	Part #
Air Throttle Actuators 1" Max Stroke	06867
Air Throttle Actuators 3" Max Stroke	06868
Kit includes 29" long cable, all attachment parts, manual on-off control valve and fittings.	



Scully Truck Equipment- Sculmatic® Vehicle Pumping System



06817-B
MK IV Air
2" Female X 2" Grooved



06818
MK IV Electric
2" Female X 2" Grooved

Mark IV® Flow Switch Angle Check Valve

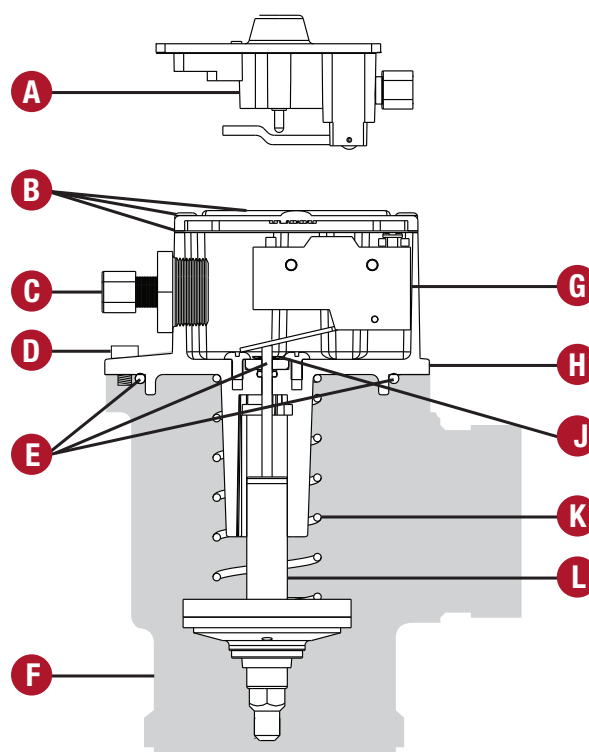
- 20 amp normally open electrical switch.
(electric models only, not for gasoline use)
- Less than 7 P.S.I. pressure drop at 100 G.P.M.
- 3 P.S.I. cracking pressure at zero flow.
- Viton poppet seal.
- 1/4" gauge port.

Note: Scully does not currently have a Mark IV version for electronic throttles.

Mark IV® Replacement Parts

Description	Part #
(A) Air Switch and Fitting	11507
(B) Electric Cover, Gasket and Screws	11509
(C) Electric Wire Strain Relief	10824
(D) Body Screws (set of four)	11510
(E) Seal Replacement Kit	11506
(F) Body - 2" Grooved Outlet	36167
Body - 2" BSPP In - Out	36168
(G) Electric Switch and Hardware	11508
(H) Switch Housing, Air	10792
Switch Housing, Electric	10832
(J) Snap Ring for Switch Rod	57015
(K) Main Spring	10808
(L) Poppet Assembly	

Note: We recommend the use of an air filter-oiler and an air loss protection valve with any air operated Sculmatic system unless the truck's air system is already equipped with a safe, filtered and lubricated air supply.



Flow Switch Angle Check Valve

- Less than 3 P.S.I. pressure drop at 100 G.P.M.
- 1.5 P.S.I. cracking pressure at zero flow.
- Equipped with hose pressure bleed.
- Easily upgraded to Mark IV®.
- Efficient and reliable unit.
- Viton poppet seal.
- 1/4" Gauge port.



06819
2" NP X 2" Grooved

Note: The angle check valve can be modified to perform additionally as a flow switch. The unit has a 1/4" tapping on the inlet side for a pressure gauge or other use. It also has a hose pressure bleed valve as explained in the Mark IV specifications.

Scully Tank Fill Signals

Over 80 Years of Safe, Innovative Oil Delivery Systems

Scully's first product, the Ventalarm Signal® was invented by Francis P. Scully in 1935. This ingenious device which whistled continuously while the tank was filling, was a simple fail-safe instrument which revolutionized the fuel oil industry- preventing spills while allowing for faster fill rates.

Note: Contact Scully for ordering **Remote Ventalarm Signals** and **Large Tank Remote Ventalarm Signals**






Francis P. Scully with the Ventalarm® Gauge



Ventalarm® Signals

- Since 1936! The original Ventalarm tank fill signal is built to last.
- Used for above and below ground tanks.
- Version for a 90° pipe elbow available.

Tank Opening	Vent Pipe	Part #
1 1/4"	1 1/4"	00201
1 1/2"	1 1/2"	00202
1 1/2"	1 1/4"	00208
2"	1 1/4"	00215
2"	1 1/2"	00216
2"	2"	00209 
1 1/4" (90° Elbow)	1 1/4"	00227
2"	2" (* 16 1/2" - up to 2,000 gal.)	00272 
2"	2" (* 21 3/4" - greater than 2,000 gal.)	00274 
2"	2" (For 275 gal. vertical and flat tanks)	00275

* For cement vaulted tanks

Compression Ventalarm® Signals

- Special leak-proof fitting joins and seals Ventalarm to pipe.
- Installs without removing the existing vent pipe.
- No threading or additional fittings required.

Tank Opening	Vent Pipe	Part #
1"	1"	00205
1 1/4"	1 1/4"	00203
1 1/4"	1"	00204
1 1/2"	1 1/2"	00207
2"	2"	00213
Gasket Kit	1"	10269
Gasket Kit	1 1/4"	10266
Gasket Kit	2"	10328

Note: Compression Ventalarm Signals are not for use in underground tanks.



Scully Tank Equipment- Tank Fill Signals & Accessories

Whistler® Fill Signal

- Economical unit installs with special tool into the vent pipe.



00401
(1" Vent Pipe)



00402
(1 1/4" Vent Pipe)



00403
(1 1/2" Vent Pipe)

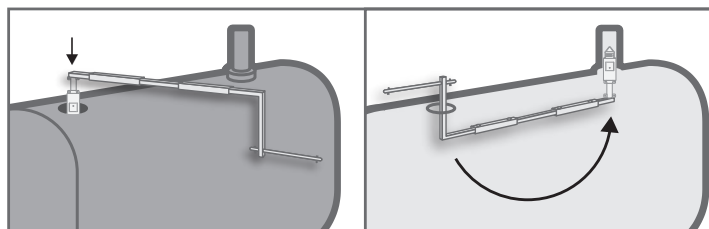


00404
(2" Vent Pipe)



00412
Installation Tool

Note: Call or email for Installation Tool Rental Options



Whistler Installation

Sculclamp® Compression Pipe Couplings

Note: Not intended for underground use.



01116
1 1/4" Pipe Coupling



01117
1 1/2" Pipe Coupling



01122
2" Pipe Coupling

Vent Caps



00267
1 1/4" Die Cast



00262
1 1/4" Weighted



00255
2" Heavy Duty



00260
2" Unweighted

Golden Gallon Gauge®

- Large numbered, easy-to-read window has an anti-fogging vapor barrier.
- Measurement readings available in gallons or inches.
- The standard in lube oil and waste oil tanks.
- Unique polypropylene double float design.
- Installs easily in 1 1/2" and 2" openings.
- Accommodates tank depths to 108".
- Kevlar string for smoother operation.
- Used in a variety of liquid products.
- Most accurate gauge of its kind.
- Perfect for will call accounts.

Note: Not for use in gasoline



Golden Gallon Gauges® Read in Inches

Model Size	Part #
22" depth	03130
24" depth	03129
30" depth	03126
32" depth	03125
34" depth	03124
36" depth (w/11 1/4" ext.* Convault D500 and 1000)	03207
36" depth	03123
36" depth, 16th inch increments	03178
38" depth	03122
40" depth	03121
42" depth	03120
44" depth	03119
46" depth	03118
47" depth	03144

Model Size	Part #
48" depth	03117
50" depth	03116
52" depth	03115
54" depth	03114
56" depth	03113
60" depth	03111
60" depth w/ 6" extension	03146
60" depth w/ 4" extension	03145
62" depth	03186
64" depth	03187
66" depth	03188
70" depth	03190
72" depth	03139
108" depth	03197

*Extensions are for cement, double wall, vaulted tanks.

Golden Gallon Gauges® Read in Gallons

Model Size	Part #
158 gallon-Highland, 60" depth	03173
192 gallon-Highland, 72" depth	03174
245 gallon, 48" depth	03177
270 gallon, 36" depth	03162
275 gallon, 44" depth	03101
275 gallon, 42" depth	03102
275 gallon, 27" depth	03105
300 gallon, 60" depth	03175
325 gallon, 39" - 43" depth	03163
330 gallon, 43" depth	03157
500 gallon, 26" depth w/ 11 1/4" ext.*	03180
500 gallon, 65" depth	03176

Model Size	Part #
520 gallon, 48" depth	03158
550 gallon-Twin 275s, 44" depth	03171
560 gallon, 48" depth	03159
1,000 gallon, 36" depth w/ 11 1/4" ext.*	03179
1,000 gallon, 48" depth	03160
1,000 gallon, 49.5" depth w/ 14 1/2" ext.*	03195
1,000 gallon, 50" depth w/ 11 1/4" ext.*	03184
1,000 gallon, 60" - 64" depth	03161
1,000 gallon, 47" depth w/ 11 1/4" ext.*	03191
2,000 gallon, 60" - 64" depth	03165
2,000 gallon, 48" depth w/ 11 1/4" ext.*	03193

*Extensions are for cement, double wall, vaulted tanks.

Note: Consult Scully for additional gallon & inch reading models. Some Golden Gallon Gauges are available in liters and/or centimeters, please consult Scully. Extension length is the height from bottom of gauge to top of tank. Inch reading gauges available in 2" increments from 12" to 108". Consult Scully for part numbers. Not intended for use as an overfill prevention device. Gauge is calibrated at the factory and should not be recalibrated in the field. Do not install prior to tank shipment. Remove gauge prior to shipment with tote tanks.

Scully Tank Equipment- Tank Gauges & Water Detectors

Ventalarm® Gauges

- Durable construction known to outlast the competition and life of the tank.
- Combination fill alarm and level indicator saves installation costs.
- Protects against spills.

Note: ULC Approved (No Gasoline)

Tank Opening	Vent Pipe	Tank Depth	Part #
1 1/2"	1 1/4"	22" - 24"	01401 ULC
1 1/2"	1 1/4"	26" - 27"	01402 ULC
1 1/2"	1 1/4"	42" - 44"	01406 ULC
2"	1 1/4"	22" - 24"	01408 ULC
2"	1 1/4"	26" - 27"	01409 ULC
2"	1 1/4"	37"	01412 ULC
2"	1 1/4"	42" - 44"	01413 ULC
2"	1 1/2"	26" - 27"	01444
2"	1 1/2"	42" - 44"	01445
2"	2"	26" - 27"	01455
2"	2"	42" - 44"	01456
Replacement Vial & Gasket for all models			10159



Twis-Lok® Gauges









- One unit fits both 1 1/2" and 2" tank openings.
- Design helps prevent breaking the float arms.
- Two piece construction for easy installation.
- Rain shed design suitable for outdoor use.
- Made from non-rusting materials.

Tank Depth	Part #
22" - 24"	01441 ULC
26" - 27"	01442 ULC
42" - 44"	01443 ULC
47"	01447 ULC
Replacement Vial & Gasket for all models	10159

Scully Tank Equipment- Tank Gauges & Water Detectors

Econ-O-Gages®

- Inexpensive and accurate level indicator.
- Large variety of sizes to fit most tanks.
- Leak-proof construction with non-rusting zinc casting.
- Dual bushing fits both 1 1/2" and 2" tank openings.

Tank Depth	Part #
22" - 24"	01424 
26" - 27"	01421 
30"	01434 
37"	01425 
40"	01435 
42" - 44"	01422 
47" - 48"	01436 
64"	01439 
Replacement Vial & Gasket for all models	10159



Snorkel® Gauges

- Takes clean, dry fuel from 1" below the surface.
- Two piece assembly makes installation easier.
- One unit fits both 1 1/2" and 2" tank openings.
- Ends ice and sludge clogged fuel lines.
- Ideal for low burner firing rates.
- Provides a return line opening.

Tank Depth	Part #
26" - 27"	01415
42" - 44"	01416
27" Replacement Tube	10544
44" Replacement Tube	10543
Replacement Vial & Gasket for all models	10159

Portable Water Detector & Level Sensor

The Scully Water Detector is the perfect unit to keep on hand when checking water levels in fuel tanks. It is lightweight and portable with a sensor head small enough to fit into most tank openings. Aside from above and below ground tanks, the water detector is used in boat tanks and bilges, underground wiring tunnels and more. Can be used in gasolines, jet fuels, fuel oils #1- 4, lube oils, diesel and ethanol gasoline blends.

- Approved by CSA as intrinsically safe for use in hazardous locations.
- Sounds an audible alarm when it touches water.
- Eliminates the need for a paste stick.
- Lightweight and battery operated.
- As easy to use as a drop line.
- 7/8" probe diameter.
- Zinc alloy housing.
- PVC cable jacket.
- Brass sensor.
- 3 lbs.



08019
Water Detector, 25' Cable (7.6m)



21326
Probe & 25' Cable (7.6m)



26903
9 Volt Eveready
Replacement Battery

Scully Unifil® System



Nozzle Connector

Installed on the nozzle outlet, it incorporates a hex opening which matches the hex on Scully's all weather caps. It is all you need to complete the Unifil Tightfill Connection System. Look for the Scully name to make sure you're getting a quality Scully nozzle connector.

Nozzle Connector (1 1/4" NPT)	04323
Nozzle Connector (1 1/2" NPT)	04327
Nozzle Connector (Sculflow Nozzle)	04346



45° Adaptor

Male & Female. Ideally suited in cases where the fill pipe is very close to the wall.

45° Adaptor (1 1/4" Female)	04324
45° Adaptor (1 1/2" Female)	04325
45° Adaptor (2" Female)	04328
45° Adaptor (1 1/2" Male)	04352
45° Adaptor (2" Male)	04351



Straight Adaptor

Male & Female. Used when replacing a pipe plug for 1 1/4", 1 1/2" and 2" fill pipes.

Straight Adaptor (1 1/4" Female)	04336
Straight Adaptor (1 1/4" cored Female)	04337
Straight Adaptor (1 1/2" Female)	04338
Straight Adaptor (1 1/2" cored Female)	04339
Straight Adaptor (2" Female)	04340
Straight Adaptor (2" cored Female)	04341
Straight Adaptor (1 1/4" Male)	04311
Straight Adaptor (1 1/2" Male)	04312
Straight Adaptor (1 1/2" cored Male)	04313
Straight Adaptor (2" Male)	04314
Straight Adaptor (2" cored Male)	04315



Male Shoulder Adaptor

Specially designed for installation in an existing fill box or coupling, or in any applications where a good watershed is desired around the joint. Available in 2" IPS size with standard threads.

Male Shoulder Adaptor (2" S)	04332
Male Shoulder Adaptor (2" S cored)	04385

Scully Unifil® System



All-Weather Cap

This cap fits the top of all Scully straight and 45° adaptors and features a new heavy weight design. No gasket is necessary.

All-Weather Cap 04316

Cord & Lock Ring, To Retain Cap 04342



Scul-Lock™ Locking Cap

This Tamper-proof locking cap. This protects the contents of the homeowner's oil tank by preventing theft and contamination. Unlike other systems in the market, the Scully-engineered device is constructed of heavy duty cast metal with a spring mechanism to ensure longevity and prevent bypassing. The new locking system includes a hand-held key with a rare earth magnet to allow removal of the cap for deliveries. Not for use with cored adaptors.

Scul-Lock Locking Cap 096000003

Scul-Lock Key Wrench Magnet 096000001



Unifil® & Flush Insert Caps with NEW Customized ID Disc

Identify your customer's fill pipe with the oil company name and contact information. Long lasting metal ID Discs attached to Unifil Cap and not sold separately. Contact Scully Customer Service for artwork assistance.

200-499 Unifil All-Weather Cap with ID Disc 096000006

500-999 Unifil All-Weather Cap with ID Disc 096000006

1000-3500 Unifil All-Weather Cap with ID Disc 096000006

200-499 Flush Insert Cap with ID Disc 096000007

500-999 Flush Insert Cap with ID Disc 096000007

1000-3500 Flush Insert Cap ID Disc 096000007

200-499 Unifil Scul-Lock Locking Cap with ID Disc 096000008

500-999 Unifil Scul-Lock Locking Cap with ID Disc 096000008

1000-3500 Unifil Scul-Lock Locking Cap with ID Disc 096000008



O-Ring Package (Qty.3)

The nozzle connector O-Ring is fabricated from a high cost compound for maximum life. The O-Ring can be easily replaced with a nail file, penknife or pencil on the job if necessary. We suggest a package of the O-Rings be carried in the glove compartment of the cab. (Qty.3)

04318

O-Ring Package

Scully Unifil® System



Hex Driver

One side of the hex driver is used to install all standard adaptors by inserting the adaptor and turning against the internal lugs. The other side is used for installation of flush insert adaptors and installing nozzle connector.

04355

Hex Driver



Insert Wrench

This may be used at installations where the sunken fill box does not permit use of the flush insert connector for tightening or loosening the flush insert cap.

04360

Insert Wrench



Spout

This accessory spout quickly attaches to the nozzle connector. It is used for troublesome fills or where a loose connection is desired.

8" X 1 1/2", Fits UNIFIL, Aluminum


04334

8" X 1 1/2", 1 1/4" NPT, Brass

06302

6 1/2 X 1.9", 1 1/2" NPT, Brass

06303



Flush Box Cover

This vertical decorative cover mounts on the house siding to hide the fill pipe. Louvres are built to provide venting and shelter from rain.

04362

Flush Box Cover (1 1/2")



Flush Insert Adaptor

It is used with sidewalk or other flush fills and designed to insert into the existing fill box. It can be adapted to worn pipe threads by using one of three sizes: standard (S, coded blue), large (L, coded green) and extra-large (XL, coded red).

Flush Insert Adaptor (2" S-NY) 04303

Flush Insert Adaptor (2" L-NY) 04301

Flush Insert Adaptor (2" XL-NY) 04304



Flush Insert Connector and Wrench

Used only when making a tight connection to the Unifil flush insert adaptor. It turns quickly into the flush insert adaptor, then the nozzle connector is rapidly attached to the nozzle. The projections on the side act as a wrench to tighten or loosen the flush insert cap.

04358

Flush Insert Connector and Wrench



Flush Insert Cap

This cap is designed for use with the flush insert adaptor and acts as an effective watershed. It is ideal for use in areas where flush characteristics are important. Because of its use in sunken fill boxes, this cap is supplied with a special, non-swelling gasket.

04317

Flush Insert Cap

scully



Scully Signal Company

70 Industrial Way, Wilmington, Massachusetts 01887, USA

800 272 8559 • 617 692 8600

sales@scully.com • www.scully.com



Copyright ©2022 Scully Signal Company

Dynacheck, Dynamic Self-Checking, Dynamic Self-Testing, Faylsafe, Golden Gallon, IntelliCheck, Intellitrol, Mark IV, Sculclamp, Sculflow, Sculmatic, Twis-Lok, Unifil, Ventafil, Ventalarm, V.I.P. and Whistler are registered trademarks of Scully Signal Company.

All Rights Reserved. Specifications are subject to change without notice.

Cover photo courtesy of Michael Whitten, Maine Coast Petroleum, Inc.

Complete System Catalog
February 2022